

Graphic Organizers

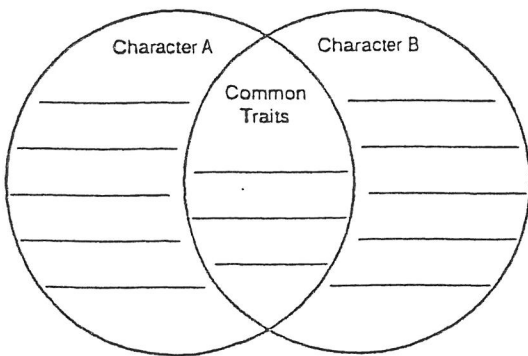
K-W-L Chart

K What We Know	W What We Want to Know	L What We Learned

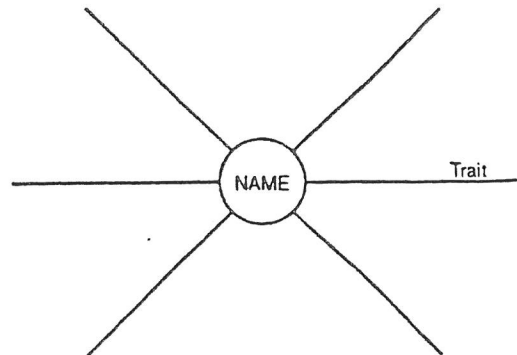
Knowledge Chart

Prior knowledge about _____	New knowledge about _____
1.	1.
2.	2.
3.	3.
4.	4.
5.	5.
6.	6.
7.	7.
8.	8.
9.	9.

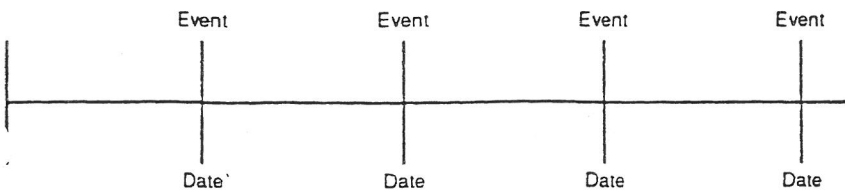
Venn Diagram



Semantic Map



Time Line



Cause/Effect Chart

